

# SNC-EM600

Network Mini Dome HD Camera – E Series

**SONY**  
make.believe

## Mini Dome 720/30p Camera Powered by IPELA ENGINE EX™

- Maximum resolution of 1280 x 1024 pixels with the Exmor™ CMOS sensor
- Dynamic range equivalent to 130 dB achieved with View-DR technology
- Picture mode to optimize picture quality in various applications
- DEPA™ Advanced Intelligent Video Analytics enhanced by unique features such as face detection
- H.264 (High/Main/Baseline Profile)/JPEG video codecs
- Minimum illumination of 0.05 lx in Color mode and 0.04 lx in B/W mode at 50 IRE



### KEY FEATURES

- IPELA ENGINE EX signal processing system developed based on Sony's unique signal processing and video analytics technologies to provide unique features such as View-DR, XDNR, and DEPA Advanced

**IPELA**  
ENGINE EX

- View-DR – Sony's innovative wide dynamic range technology – to capture objects clearly and adaptively even under very harsh, severe backlight or highlight conditions

**View-DR**



OFF




ON

Actual Images



- Visibility Enhancer (VE) to optimize the brightness and color reproduction of an image dynamically on a pixel-by-pixel basis while continuously adapting to the scene within the given dynamic range
- DEPA Advanced Intelligent Video Analytics to trigger an alarm based on user-defined rules




- XDNR (eXcellent Dynamic Noise Reduction) technology for clear images without motion blur under low illumination



OFF



ON



Actual Images

- Picture mode selectable from a range of camera scenes in the setting menu to optimize picture quality in various applications
- True D/N (Day/Night) function to switch to Day or Night mode depending on the light level
- Smartphone viewer for accessing the camera from a smartphone
- Easy Focus/Easy Zoom for easy installation
- Powered by PoE (IEEE 802.3af-compliant) for easy installation
- ONVIF (Open Network Video Interface Forum) Profile S conformance
- VBR (variable bitrate) or CBR (constant bitrate) compression mode selectable to correspond with various network conditions
- Easy initial network settings by supplied SNC Easy IP Setup Guide application
- Image Stabilizer to minimize the effect of camera shake or vibration to achieve less blurry images



Connect Your Vision

**IPELA**™

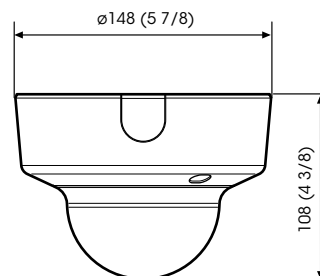
## SPECIFICATIONS

SNC-EM600	
<b>Camera</b>	
Image Sensor	1/3-type progressive scan Exmor CMOS
Number of Effective Pixels	Approx. 1.37 Megapixels
Signal System	NTSC / PAL (switchable)
Sync System	Internal synchronization
Minimum Illumination (50 IRE)	Color: 0.05 lx (F1.2, View-DR OFF, VE OFF, AGC ON, 1/30s, 30 fps) B/W: 0.04 lx (F1.2, View-DR OFF, VE OFF, AGC ON, 1/30s, 30 fps)
Minimum Illumination (30 IRE)	Color: 0.03 lx (F1.2, View-DR OFF, VE OFF, AGC ON, 1/30s, 30 fps) B/W: 0.02 lx (F1.2, View-DR OFF, VE OFF, AGC ON, 1/30s, 30 fps)
Dynamic Range	Equivalent to 130 dB with View-DR technology
S/N Ratio	More than 50 dB (Gain 0 dB)
Gain	Auto
Shutter Speed	1/1 s to 1/10,000 s
Exposure Control	Exposure compensation, AGC, Shutter speed, Iris
White Balance	ATW, ATW-PRO, Fluorescent lamp, Mercury lamp, Sodium vapour lamp, Metal halide lamp, White LED, One push WB, Manual
Lens	Built-in varifocal lens
Easy Zoom	Yes
Zoom ratio	Optical zoom 3x Digital zoom 4x Total zoom 12x
Easy Focus for Setup	Yes
Horizontal Viewing Angle	93.0° to 31.6°
Vertical Viewing Angle	50.6° to 17.8°
Viewing Tilt Angle	121.5°
Focal Length	f = 3.0 mm to 9.0 mm
F-Number	F1.2 (Wide) to F2.1 (Tele)
Minimum Object Distance	300 mm
Pan/Tilt/Rotation Angle (Manual)	Pan: ±192° Tilt: -7° to +75° Rotation: ±99°
<b>Camera Features</b>	
Day/Night	Yes (True D/N)
e-Flip	Yes
Wide-D	Yes (View-DR)
Tone Correction	Yes (Visibility Enhancer (VE))
Noise Reduction	Yes (XDNR)
Image Stabilizer	Yes
Picture Mode	Yes
Privacy Masking (number)	20
Privacy Masking (shape)	Quadrangle formed by any four corner points
Privacy Masking (color/effect)	Opaque: 14 colors (Black, White, Red, Green, Blue, Cyan, Yellow, Magenta, Gray (6 scales)), Mosaic
Vandal Resistant	No
Superimpose Number	3 independent positions for character (Codec, Date & time, Event, Text (Max. 64 characters)), 1 independent position for logo mark
Superimpose Language	English
Menu Language	15 Languages (English, Japanese, Chinese (simplified), Chinese (Traditional), French, Spanish, German, Italian, Korean, Portuguese, Russian, Arabic, Hindi, Vietnamese, Thai)
Smartphone viewer	Yes
<b>Video</b>	
Resolution	1280 x 1024, 1280 x 960, 1024 x 768, 1280 x 720, 800 x 600, 720 x 576, 720 x 480, 704 x 576, 640 x 480, 352 x 288, 320 x 240 (H.264, JPEG)
Compression Format	H.264 (High/Main/Baseline Profile), JPEG
Maximum Frame Rate	H.264: 30 fps (1280 x 1024) JPEG: 30 fps (1280 x 1024)
Bitrate Compression Mode	CBR/VBR (selectable)
Range of Bitrate Setting	64 Kbps to 32 Mbps
Solid PTZ	Yes
Adaptive Rate Control	Yes (H.264)
Bandwidth Control	Yes (JPEG)
Multi Streaming Capability	Triple Streaming
Number of Clients	20
<b>Intelligent Video Analytic</b>	
Analytics Architecture	DEPA Advanced
Intelligent Motion Detection	Yes
Face Detection	Yes
Tamper Alarm	Yes
Scene Analytics	Passing, Appearance, Left Object Detection, Removed Object Detection

SNC-EM600	
<b>System Requirements</b>	
Operating System	Windows XP (32 bit) Professional Edition Windows Vista (32 bit) Ultimate, Business Edition Windows 7 (32/64 bit) Ultimate, Professional Edition Windows 8 Pro (32/64 bit)
Processor	Intel Core i7 2.8 GHz or higher
Memory	2 GB or more
Web Browser	Microsoft Internet Explorer Ver. 7.0, Ver. 8.0, Ver. 9.0 Firefox Ver. 3.5 (Plug-in free viewer only) Safari Ver. 4.0 (Plug-in free viewer only) Google Chrome Ver. 4.0 (Plug-in free viewer only)
<b>Network</b>	
Protocols	IPv4, TCP, UDP, ARP, ICMP, IGMP*, HTTP, DHCP, DNS, NTP, RTP/RTCP, RTSP over TCP, RTSP over HTTP, SMTP, IPv6, HTTPS, SNMP (v1, v2c, v3), SSL
Multicast Streaming Support	Yes
ONVIF Conformance	Yes (Profile S)
Authentication	IEEE 802.1X
<b>Interface</b>	
Analog Monitor Output for Setup	Phono jack x1
Network Port	10BASE-T / 100BASE-TX (RJ-45)
<b>General</b>	
Power Requirements	PoE system (IEEE 802.3af compliant) Class 2
Power Consumption	5.0 W max.
Operating Temperature	-10 °C to +50 °C (14 °F to 122 °F)
Cold Start Temperature	0 °C to 50 °C (32 °F to 122 °F)
Storage Temperature	-20 °C to +60 °C (-4 °F to 140 °F)
Operating Humidity	20% to 80%
Storage Humidity	20% to 95%
Dimensions (W x H x D)	ø148 mm x 108 mm (5 7/8 inches x 4 3/8 inches)
Mass	Approx. 760 g (1 lb 8.7 oz)
External Material	Top cover: ABS + PC Dome cover: PC
External Color	Top cover: Munsell 4.4BG 8.4/0.2
Fire Retardant	UL2044
Safety Regulations	JATE Technical Standard (LAN) UL2044, IEC60950-1 (CB) VCCI (Class A), FCC (Class A), IC (Class A) Emission: EN55022 (Class A) + EN50130-4 Immunity: EN55022 (Class A) + EN55024 Emission: AS/NZS CISPR22 (Class A) KCC EMC-TR
Supplied Accessories	CD-ROM (supplied programs) (1) Installation Manual (1) Template (1) Screw M3 (1) Bracket (1) Wire rope (1) Safety regulations (1)
Optional Accessories	YH-CB600 (In-ceiling Bracket) YH-LD600S (Smoked Dome Cover)

\*SSM (Source Specific Multimedia) is supported.

## DIMENSIONS



Unit: mm (inches)

Distributed by

MK11050V1 OHB13JUL

©2013 Sony Corporation. All rights reserved.  
Reproduction in whole or in part without permission is prohibited.  
Features and specifications are subject to change without notice.  
The values for mass and dimension are approximate.  
"SONY", "make.believe", "IPELA", "IPELA ENGINE EX", "Exmor", and  
"DEPA" are trademarks of Sony Corporation.  
All other trademarks are the property of their respective owners.